

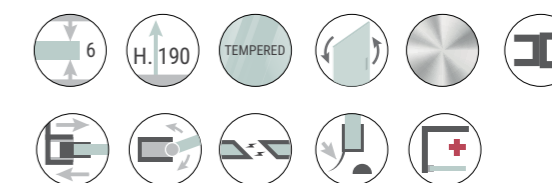
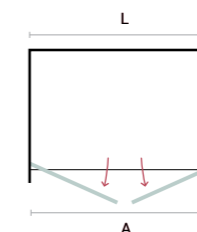
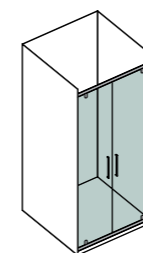
Hera

2 battenti | double pivot door



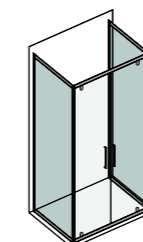
trasparente | clear glass

Porta due battenti trasparente 6 mm / Double pivot door clear glass 6 mm



CODICE / CODE	MISURA / SIZE CM.			APERTURA (A) / DOOR OPENING CM.	ESTENSIBILITÀ / ADJUSTABLE CM.	PESO / WEIGHT KG.
	L	P	H			
201.440.070	70	-	190	45 ± 1	67 – 72	23
201.440.080	80	-	190	55 ± 1	77 – 82	26
201.440.090	90	-	190	65 ± 1	87 – 92	29
201.440.100	100	-	190	75 ± 1	97 – 102	32

200.999.001 Profilo di estensione aggiuntivo +3,5/6 cm / Additional extension profile +3,5/6 cm.



Pannello fisso trasparente 6 mm / Side panel clear glass 6 mm

CODICE / CODE	MISURA / SIZE CM.			APERTURA (A) / DOOR OPENING CM.	ESTENSIBILITÀ / ADJUSTABLE CM.	PESO / WEIGHT KG.
	L	P	H			
201.000.070	-	70	190	-	67,5 – 70	23,5
201.000.075	-	75	190	-	72,5 – 75	25
201.000.080	-	80	190	-	77,5 – 80	26,5
201.000.090	-	90	190	-	87,5 – 90	29,5
201.000.100	-	100	190	-	97,5 – 100	32,5