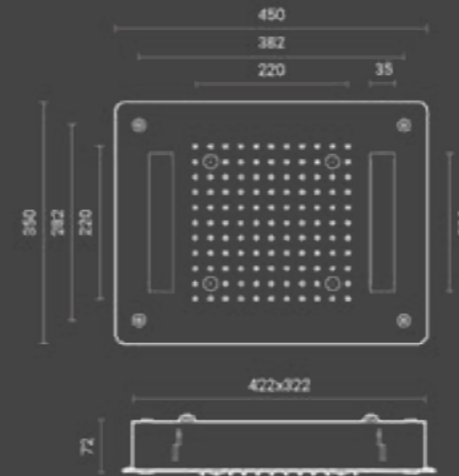




**Soffione Wellness ad incasso 35x45 cm**  
/ *Wellness concealed shower head 35x45 cm*



Soffione doccia rettangolare 2 vie ad incasso in acciaio inox in finitura a specchio.  
Cetti anticalcare in silicone.  
Funzioni acqua: rain e mist.  
Funzioni digitali: cromoterapia (RGB) con telecomando di controllo.  
Installazione a soffitto con flessibili di connessione acqua 1/2" e ancoraggi inclusi.

*2 ways concealed rectangular S/S shower head, mirror finish and silicone jets.  
Water functions: rain and mist.  
Digital functions: chromo therapy (RGB) with setting remote control.  
1/2" setting flexible hoses and ceiling fixing set are included in the shower head.*

More info pag. 50

Codice / Code	Peso / Weight kg.	Q.tà Conf / Qty Pack	Prezzo / Price
600.675.345	12	1	€

**Rubinetteria compatibile**  
/ *Compatible taps*




**Termostatica / Thermostatic**

Codice / Code	Funzioni / Functions	Prezzo / Price
600.500.350	3-2	€



**Termostatica / Thermostatic**

Codice / Code	Funzioni / Functions	Prezzo / Price
600.500.300	3-2	€



**Meccanica / Mechanical**

Codice / Code	Funzioni / Functions	Prezzo / Price
600.520.250	2	€



**Meccanica / Mechanical**

Codice / Code	Funzioni / Functions	Prezzo / Price
600.520.200	2	€



**Termostatica / Thermostatic + shower set**

Codice / Code	Funzioni / Functions	Prezzo / Price
600.510.250	3-2	€



**Kit Square / Square kit**

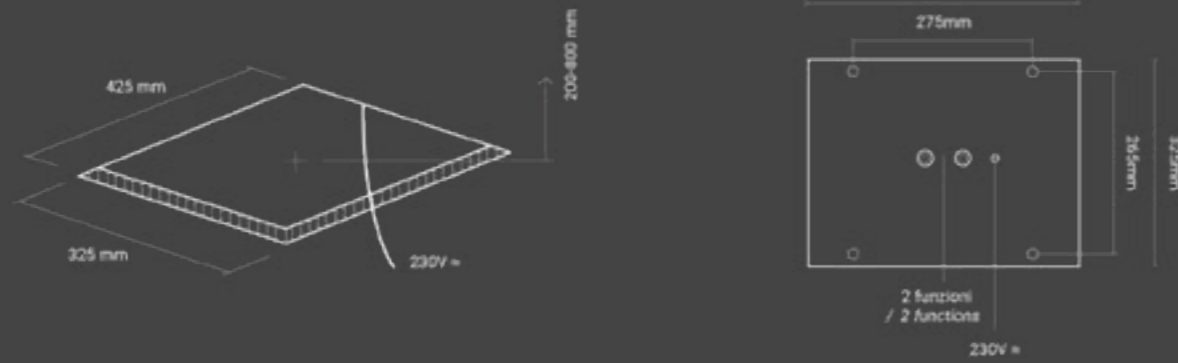
Codice / Code	Funzioni / Functions	Prezzo / Price
600.050.110	-	€

# Predisposizioni Soffioni Wellness

/ Wellness shower head arrangements

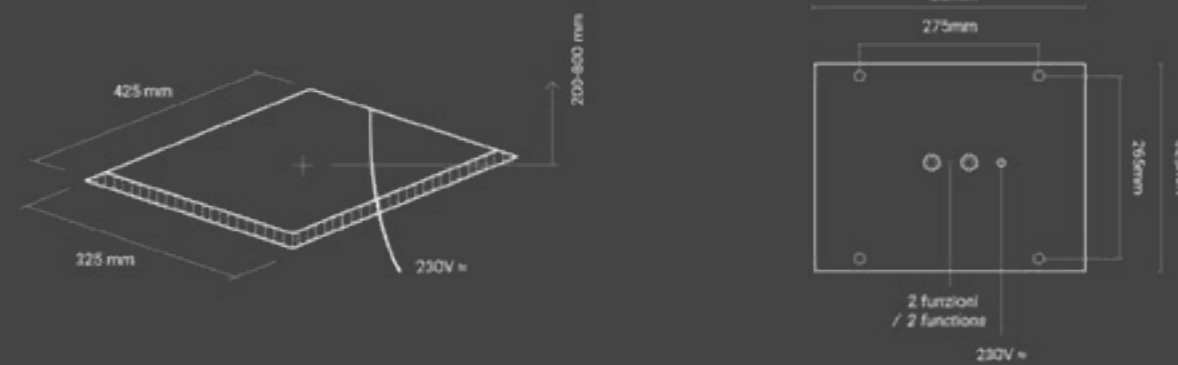
## 2LB

600.685.345



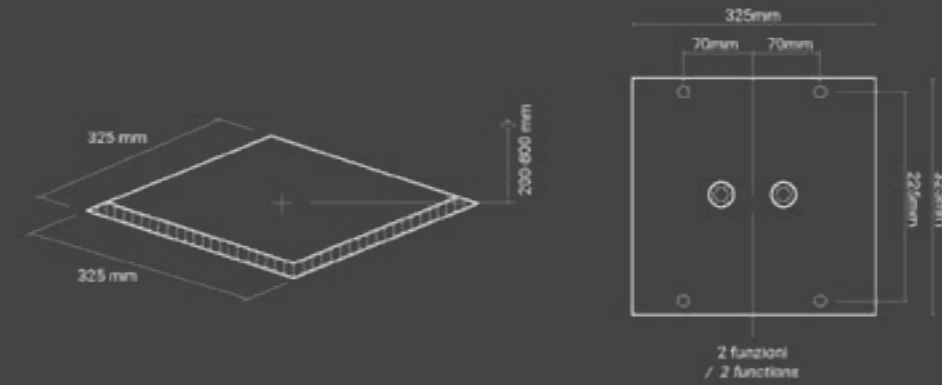
## 2L

600.675.345



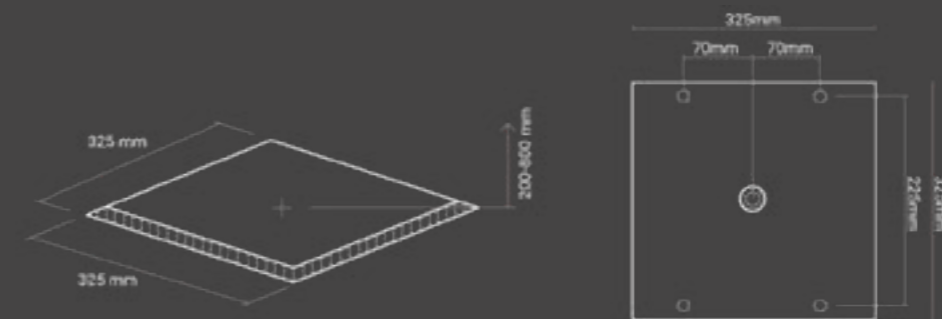
## 2Q

600.670.350



## Q

600.650.350



## T

600.600.350

